


WINDOW ELEVATIONS

MOON



WE_001 - WE_006

HINGE OPENING



WE_007 - WE_015

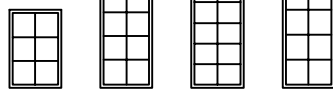
SLIDING




SINGLE HINGE #1



SINGLE HINGE #2

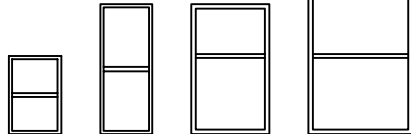


SINGLE HINGE #3

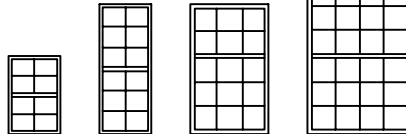


WE_016 - WE_027

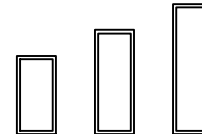
DOUBLE HUNG #1



DOUBLE HUNG #2

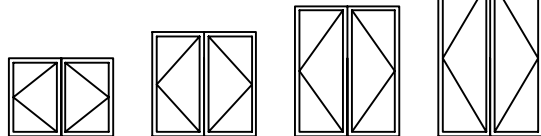


BAY SECTIONS

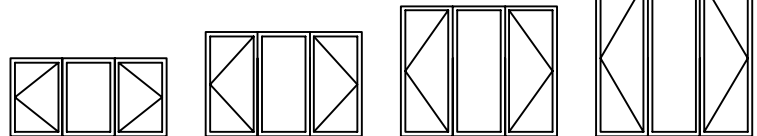


WE_028 - WE_038

DOUBLE HINGE #1

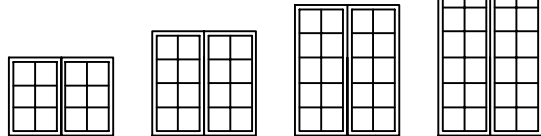


TRIPLE HINGE #1

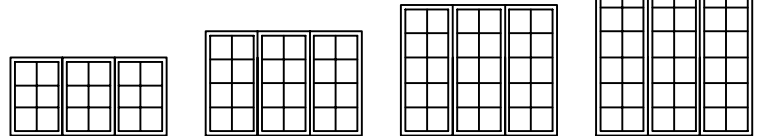


WE_039 - WE_046

DOUBLE HINGE #2

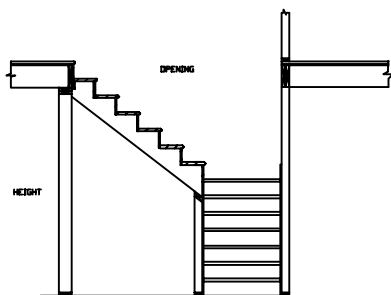


TRIPLE HINGE #2

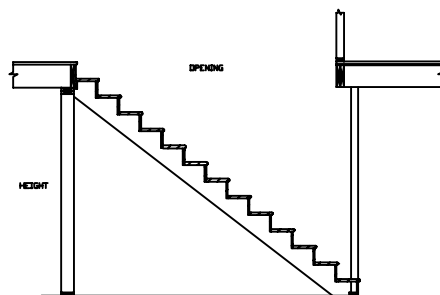


WE_047 - WE_054

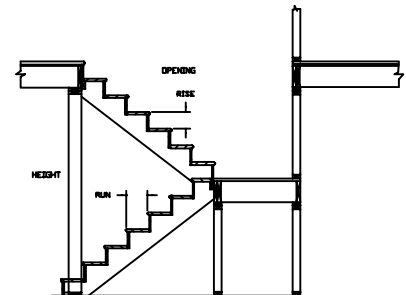
STAIR DETAILS



STD01



STD02



STD03

PRODUCT #4000

ARCH-LIB -- PAGE 7 OF 10