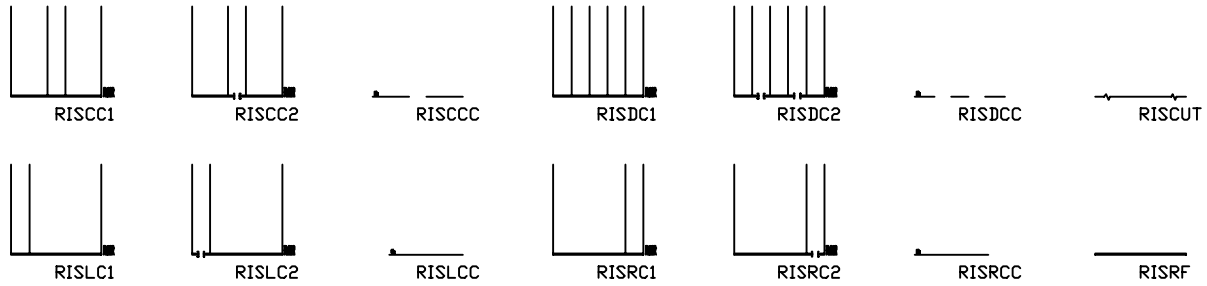


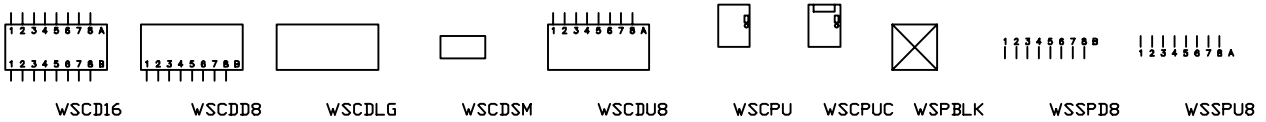
RISER DETAILS

F



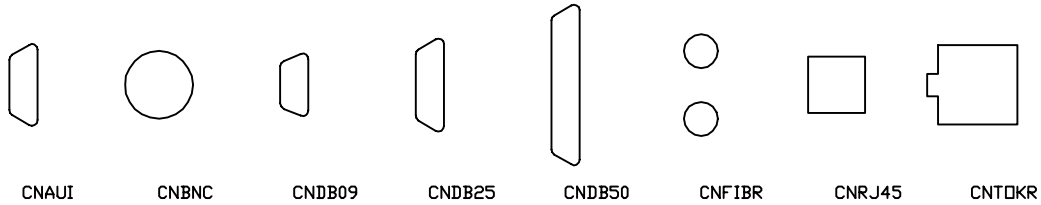
WIRING SCHEMATIC SYMBOLS

G



CONNECTORS

J



DOCUMENTATION FORMS

L

CABLE SCHEDULE					
Building	Project				
CABLE ID	LINKS/TYPE	LENGTH	DATE INSTALLED	TEST RESULTS	DATA LEVEL

CABSHD

CABSLN

COMPUTER SCHEDULE				
Building	Project			
DESCRIPTION/MODL	NET. NAME/ADDRESS	SERIAL NUMBER	USER NAME	PHONE NUMBER

CSHEAD

CSLINE

DRAWING INDEX	
SHEET NO.	TITLE OF DRAWING

IDXHED

IDXLIN

OUTLET SCHEDULE										
Building	Project									
OUTLET	SOURCE					COMM. LINK	SERVER/HOST			
	Identification	Position	Type	Communications Room	Rest	Panel	Position	Name	Name	Other

OSHEAD

OSLINE

PHONE SCHEDULE										
Building	Project									
OUTLET	SOURCE					COMM. LINK	HOST			
	Identification	Position	Type	Communications Room	Rest	Panel	Position	Name	Name	Other

PSHEAD

PSLINE

TITLPG (NOT SHOWN DUE TO SIZE)

ENGLISH UNITS DRAWING FORMATS (NOT SHOWN DUE TO SIZE)

M

METRIC UNITS DRAWING FORMATS (NOT SHOWN DUE TO SIZE)

N