



2-1/2D TREE SYMBOLS / SHOWN IN 2D MODE

FILES CONTAIN 3D FACES WHICH ALLOWS THE SYMBOLS TO BE MODIFIED/ROTATED FOR USE IN 3D MODE.



T1



T1GR



T2



T2GR



T3



T3GR



T4



T4GR



T5



T5GR



T6



T6GR



T7




T7GR



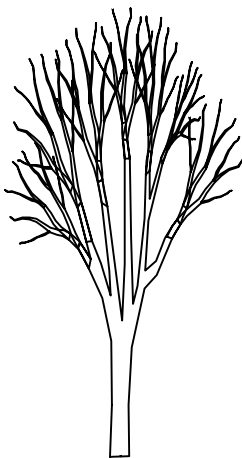
T8




T8GR



PINE



TT

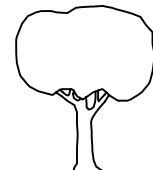


TTGR

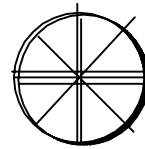
2D TREE SYMBOLS




TREE-S1




TREE-S2




TREE-T1




TREE-T2



TREE-T3



TREE-T4



TREE-T5



SHRUB-T



SHRUB-S