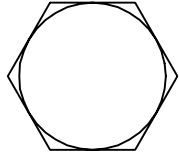
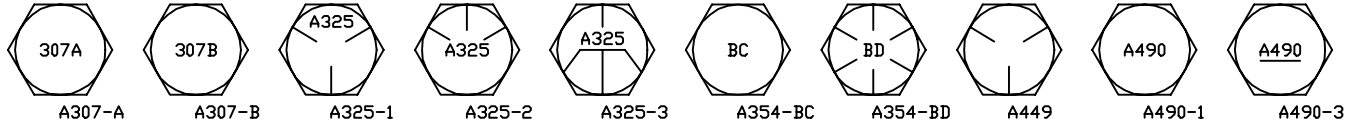


BOLT MARKING CODES



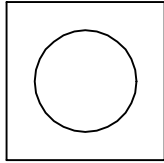
BOLT TOP



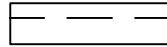
BOLT SIDE




BOLT TAIL




BEVEL WASHER TOP




BEVEL WASHER SIDE



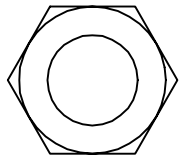
BEVEL WASHER END



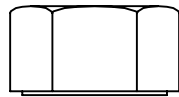
FLAT WASHER TOP



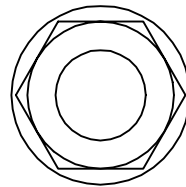
FLAT WASHER SIDE



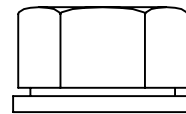
NUT TOP



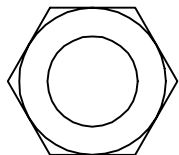
NUT SIDE



NUT W/ WASHER TOP



NUT W/ WASHER SIDE



JAM NUT TOP



JAM NUT SIDE

NOTE:

THIS LIBRARY COVERS THE FOLLOWING SIZES OF HARDWARE:  
 1/2, 5/8, 3/4, 7/8, 1,  
 1 1/8, 1 1/4, 1 3/8, 1 1/2