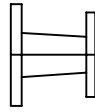
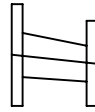


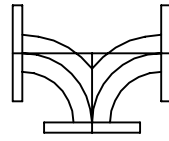
FLANGES



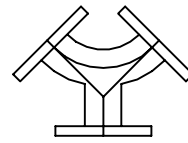
CONCENTRIC REDUCER



ECCENTRIC REDUCER



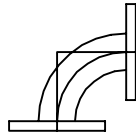
SWEEP TEE



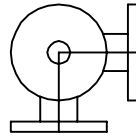
TRUE Y



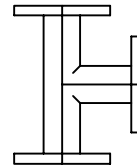
45 ELBOW SR



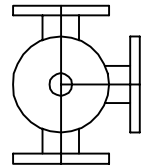
90 ELBOW SR



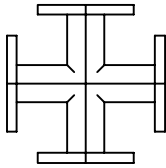
ELBOW
SIDE OUT



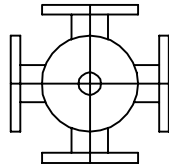
TEE



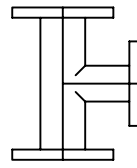
TEE
SIDE OUT



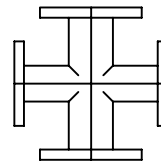
CROSS



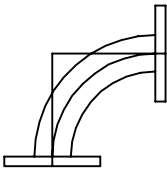
CROSS
SIDE OUT



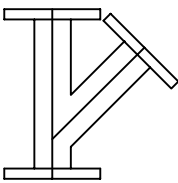
TEE
REDUCING



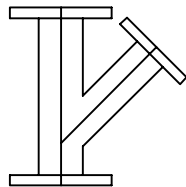
CROSS
REDUCING



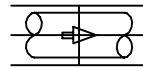
90 ELBOW LR



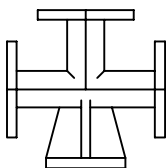
LATERAL



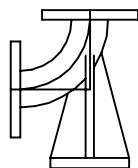
LATERAL
REDUCING



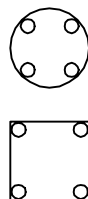
LINE FLOW



BASE TEE



BASE ELBOW



BASE PATTERNS