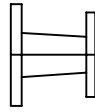
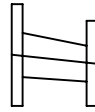


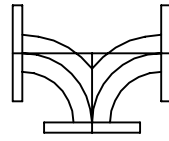
FLANGES



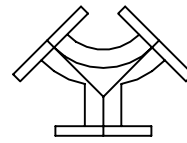
CONCENTRIC REDUCER



ECCENTRIC REDUCER



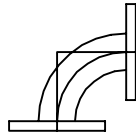
SWEEP TEE



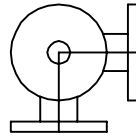
TRUE Y



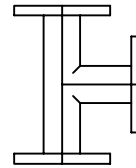
45 ELBOW SR



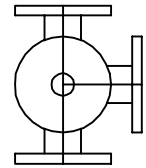
90 ELBOW SR



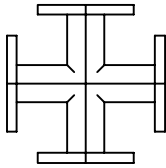
ELBOW SIDE OUT



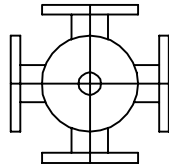
TEE



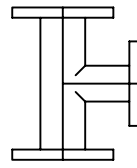
TEE SIDE OUT



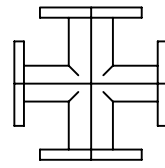
CROSS



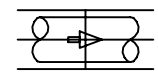
CROSS SIDE OUT



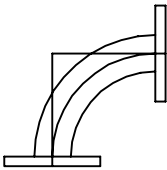
TEE REDUCING



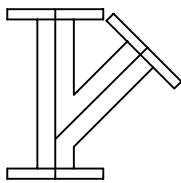
CROSS REDUCING



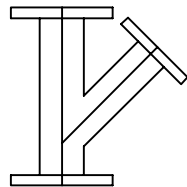
LINE FLOW



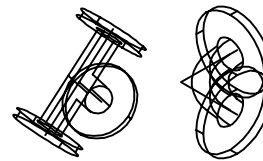
90 ELBOW LR



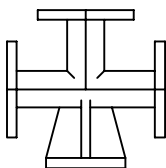
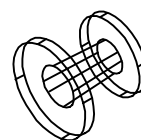
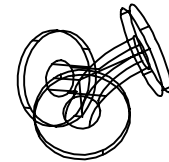
LATERAL



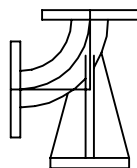
LATERAL REDUCING



SAMPLE PARTS



BASE TEE



BASE ELBOW



BASE PATTERNS

